
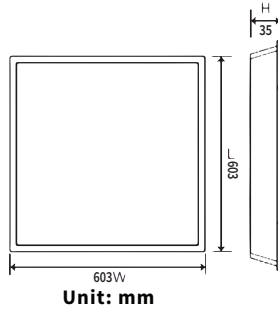




JUPITER


ITEM: MB14021212003


CCT: 3500 4000 5000 5700 6500K
(SELECTABLE)





- 

High on Efficacy
Over %50 energy savings than traditionally fluorescent fixtures, low heat productions requires less maintenance and operation cost
- 

WIDE APPLICATION
Suitable for private offices, open office areas, upscale retail applications, public circulation areas, and school.
- 

NON INTEGRATED ISOLATED DRIVER
Driver is fixed on the back of the panel or side to prevent mis-handling during shipment.
- 

HIGHER LIFE
5 Years Limited Warranty, Rated for 50,000 hours
- 

WIDE OPERATING VOLTAGE / RATED VOLTAGE
120...347V
50/60 HZ
- 

CERTIFICATE
ETL, DLC, FCC, RoHS, CEL

APPLICATIONS

Offices

Schools

Hospitals

Software Centres

Commercial space

SPECIFICATIONS:

THD: ≤%20	IP: 40
CUTOUT(MM): 553x553	RA: 80
CATEGORY: PANEL Lamp	BEAM ANGLE: 120°
HIGHER ENERGY SAVING: 125 IM/W	TEMPERA : -4°F to 113°F (-20°C to 45°C)
DIMENSION: L: 603 "H: 35 "W: 603	WATT: 15 20 25 30 40W (SELECTABLE)